

PewResearchCenter

# The Political Distinctiveness of the American South

Scott Keeter

Director of Survey Research

**The South and Presidential Politics 2012: Red States and Purple States**  
September 2, 2012

[skeeter@pewresearch.org](mailto:skeeter@pewresearch.org)

# States in the South (Census Region)

Alabama	Kentucky	South Carolina
Arkansas	Louisiana	Tennessee
Delaware	Maryland	Texas
Washington DC	Mississippi	Virginia
Florida	North Carolina	West Virginia
Georgia	Oklahoma	

# Racial Composition of Registered Voters

	<b>Total</b>	<b>South</b>	<b>Non-South</b>
--	--------------	--------------	------------------

*Registered voters in 2012*

<b>White, non-Hispanic</b>	<b>73</b>	<b>69</b>	<b>76</b>
<b>Black, non-Hispanic</b>	<b>12</b>	<b>18</b>	<b>8</b>
<b>Hispanic</b>	<b>8</b>	<b>6</b>	<b>8</b>
<b>Other</b>	<b>6</b>	<b>5</b>	<b>6</b>

# Religious Affiliation

	Total	South	Non-South
<i>Registered voters 2012</i>			
White evangelical Protestants	21	30	15
White mainline Protestants	17	17	17
Black Protestants	9	15	6
White Catholics	16	9	19
Hispanic Catholics	4	3	4
Unaffiliated	18	13	21

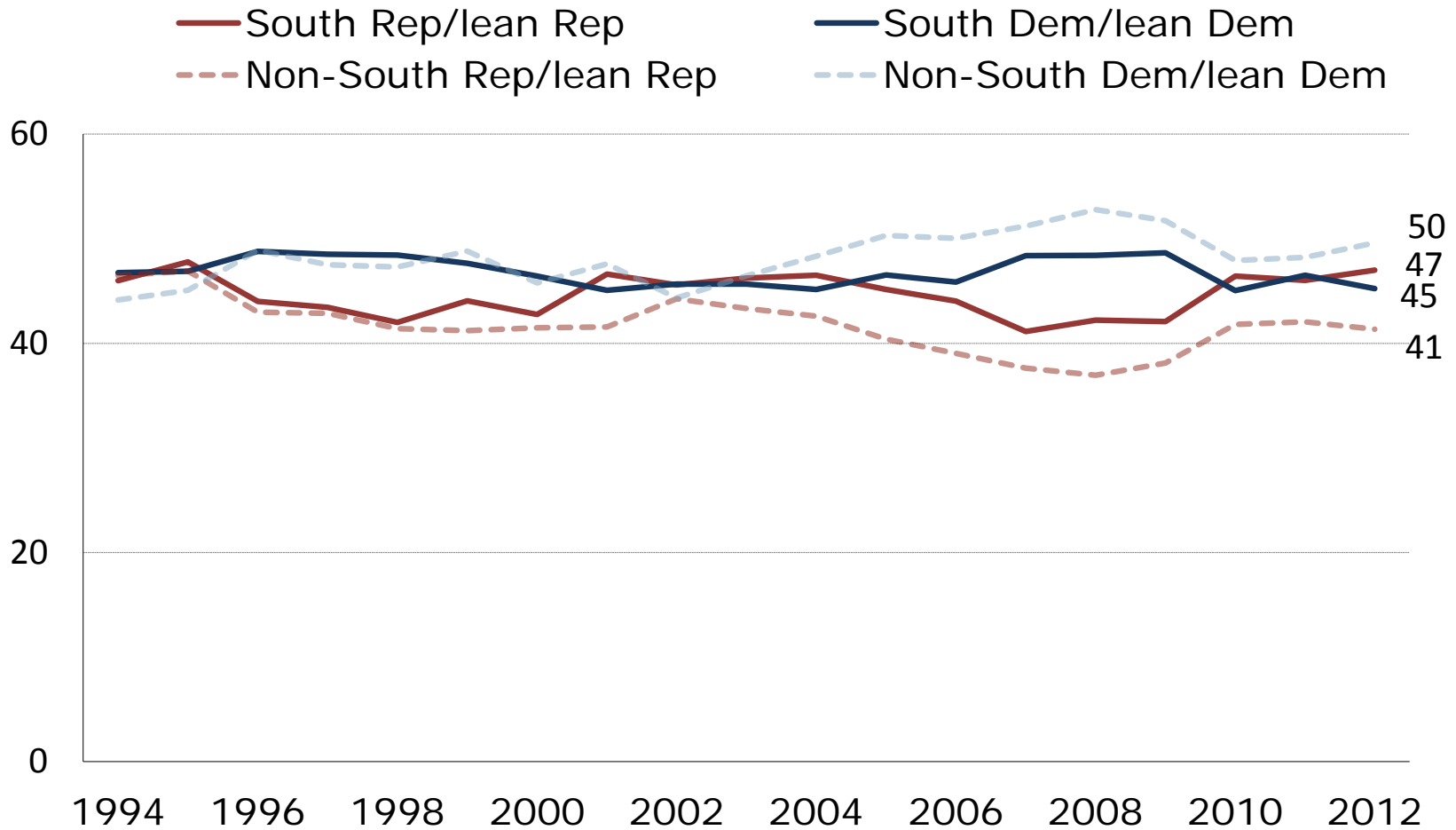
*Other religious groups and DK responses not shown*

# Religion is “Very Important” in My Life

<i>Registered voters, July 2012</i>	<b>Total</b>	<b>South</b>	<b>Non- South</b>
<b>All</b>	<b>59</b>	<b>68</b>	<b>54</b>
<b>White, non-Hispanic</b>	<b>55</b>	<b>64</b>	<b>50</b>
<b>Black, non-Hispanic</b>	<b>80</b>	<b>80</b>	<b>79</b>

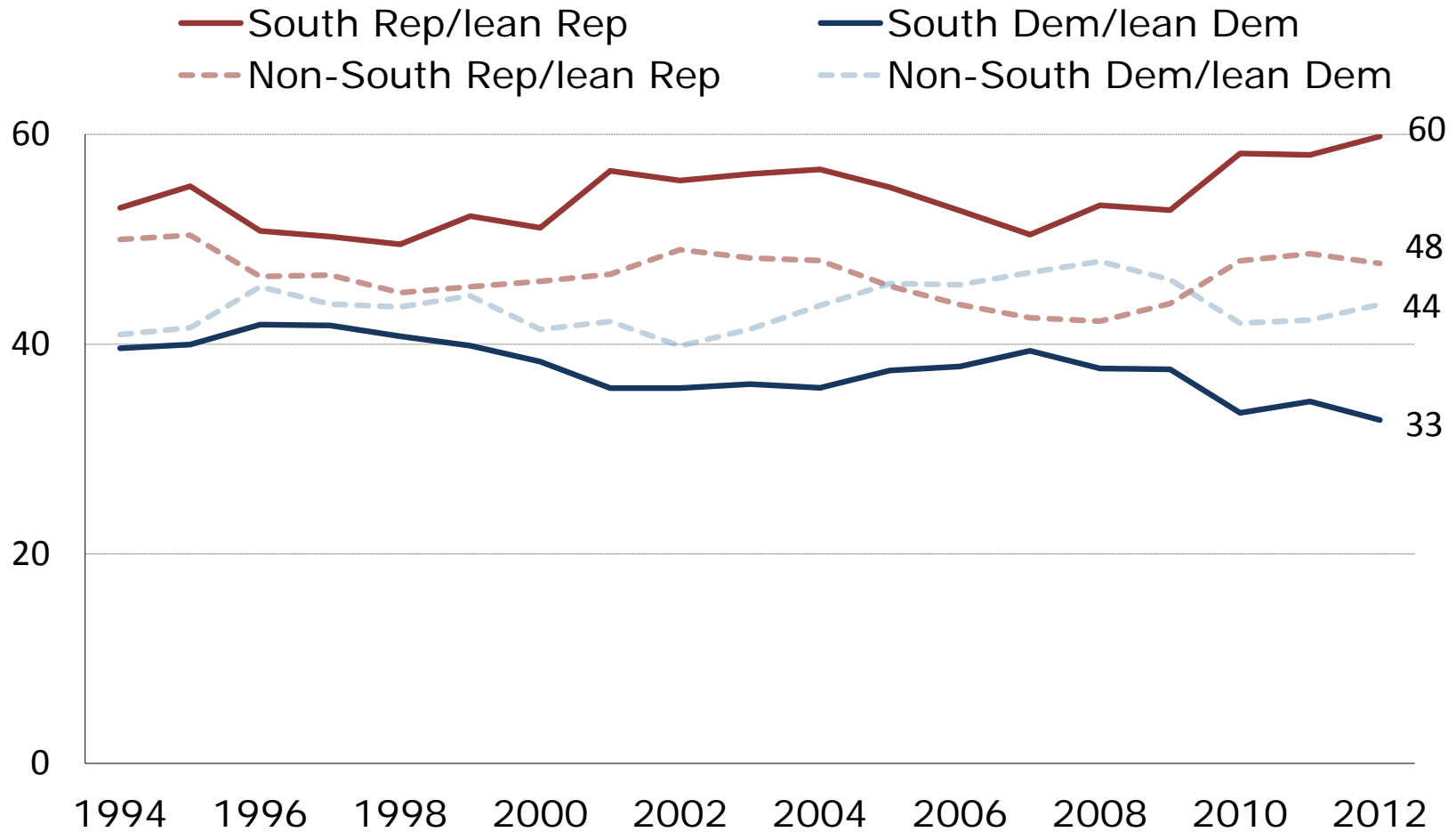
# Party Identification

*(All voters)*



# Party Identification

*(Among white voters)*



# Racial Composition of the Republican Party

	Total	South	Non-South
<i>Registered voters in 2012</i>			
White, non-Hispanic	87	88	87
Black, non-Hispanic	2	3	1
Hispanic	5	4	6
Other	4	4	4

*Includes "leaners"*



# Racial Composition of the Democratic Party

	<b>Total</b>	<b>South</b>	<b>Non-South</b>
--	--------------	--------------	------------------

*Registered voters in 2012*

<b>White, non-Hispanic</b>	<b>61</b>	<b>50</b>	<b>67</b>
<b>Black, non-Hispanic</b>	<b>21</b>	<b>36</b>	<b>14</b>
<b>Hispanic</b>	<b>10</b>	<b>9</b>	<b>11</b>
<b>Other</b>	<b>7</b>	<b>5</b>	<b>8</b>

*Includes "leaners"*

# Presidential Approval

<i>Registered voters July 2012</i>	<b>Total</b>	<b>South</b>	<b>Non- South</b>
<b>All</b>	<b>49</b>	<b>46</b>	<b>50</b>
<b>White, non-Hispanic</b>	<b>39</b>	<b>30</b>	<b>44</b>
<b>Black, non-Hispanic</b>	<b>91</b>	<b>91</b>	<b>92</b>

# 2012 Presidential Vote Preference

	Total	South	Non-South
<i>Registered voters July 2012</i>			
Obama	50	45	53
Romney	43	48	40
<i>White registered voters</i>			
Obama	40	30	46
Romney	54	64	49
<i>Black registered voters</i>			
Obama	91	90	93
Romney	4	4	5

# Approve Health Care Reform Law

<i>Registered voters July 2012</i>	<b>Total</b>	<b>South</b>	<b>Non-South</b>
<b>All</b>	<b>45</b>	<b>42</b>	<b>47</b>
<b>White, non-Hispanic</b>	<b>36</b>	<b>27</b>	<b>40</b>
<b>Black, non-Hispanic</b>	<b>86</b>	<b>86</b>	<b>87</b>

# Deficit Reduction vs. Stimulus: Priority Should Be...

	Total	South	Non-South
<i>Registered voters June 2012</i>			
Spend to help economy	46	43	47
Reduce the budget deficit	49	52	47

## *White, non-Hispanic*

Spend to help economy	43	38	45
Reduce the budget deficit	52	57	49

## *Black, non-Hispanic*

Spend to help economy	61	-	-
Reduce the budget deficit	35	-	-

# Gun Control: More Important to...

	Total	South	Non-South
<i>Registered voters April 2012</i>			
Protect right to own guns	53	61	48
Control gun ownership	41	33	46

## *White, non-Hispanic*

Protect right to own guns	58	68	52
Control gun ownership	36	27	41

## *Black, non-Hispanic*

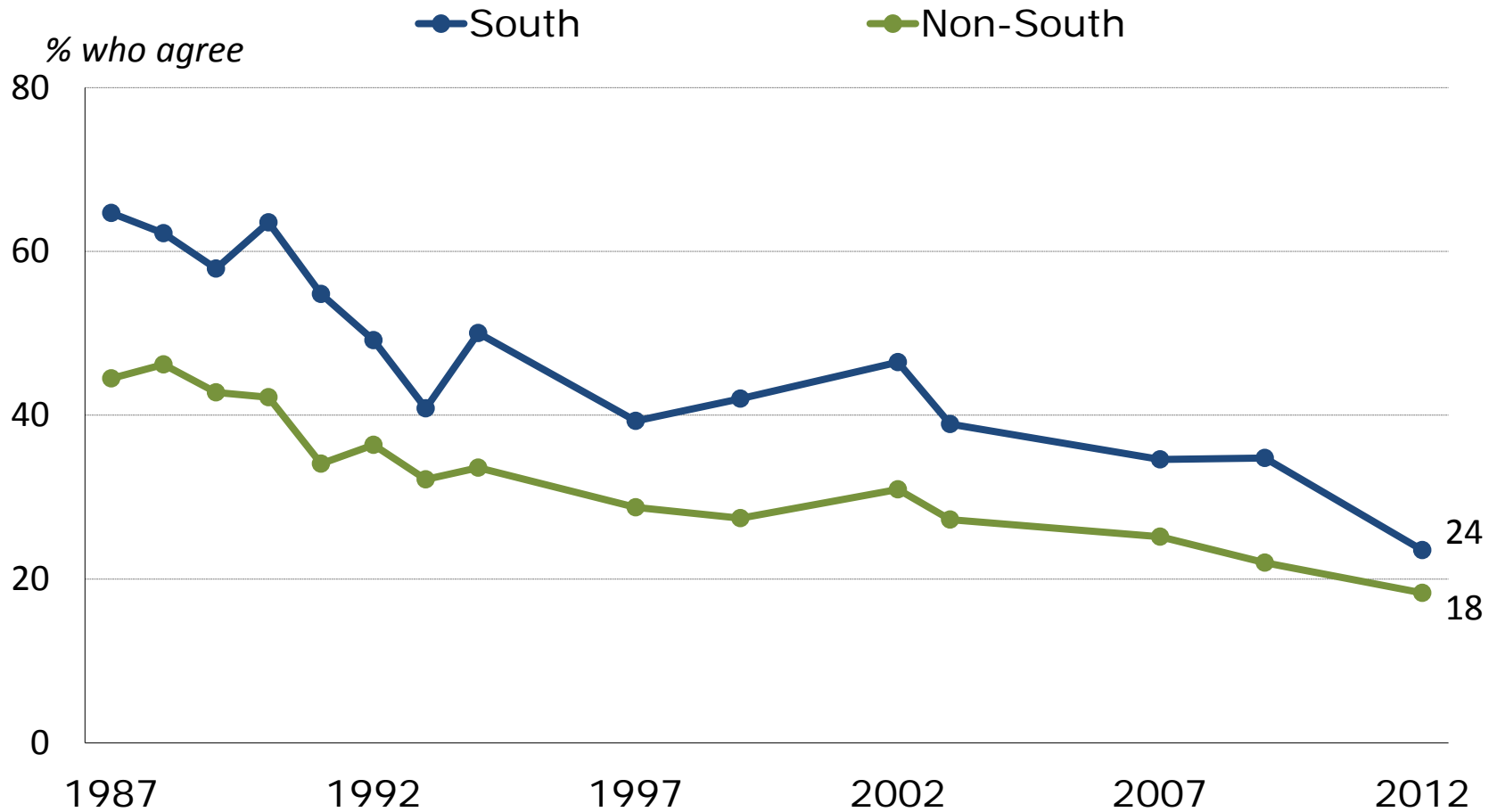
Protect right to own guns	34	-	-
Control gun ownership	60	-	-

# Favor Same-Sex Marriage

<i>Registered voters July 2012</i>	<b>Total</b>	<b>South</b>	<b>Non-South</b>
<b>All</b>	<b>48</b>	<b>38</b>	<b>54</b>
<b>White, non-Hispanic</b>	<b>49</b>	<b>37</b>	<b>54</b>
<b>Black, non-Hispanic</b>	<b>45</b>	<b>41</b>	<b>50</b>

# School Boards Ought to Have the Right to Fire Gay Teachers

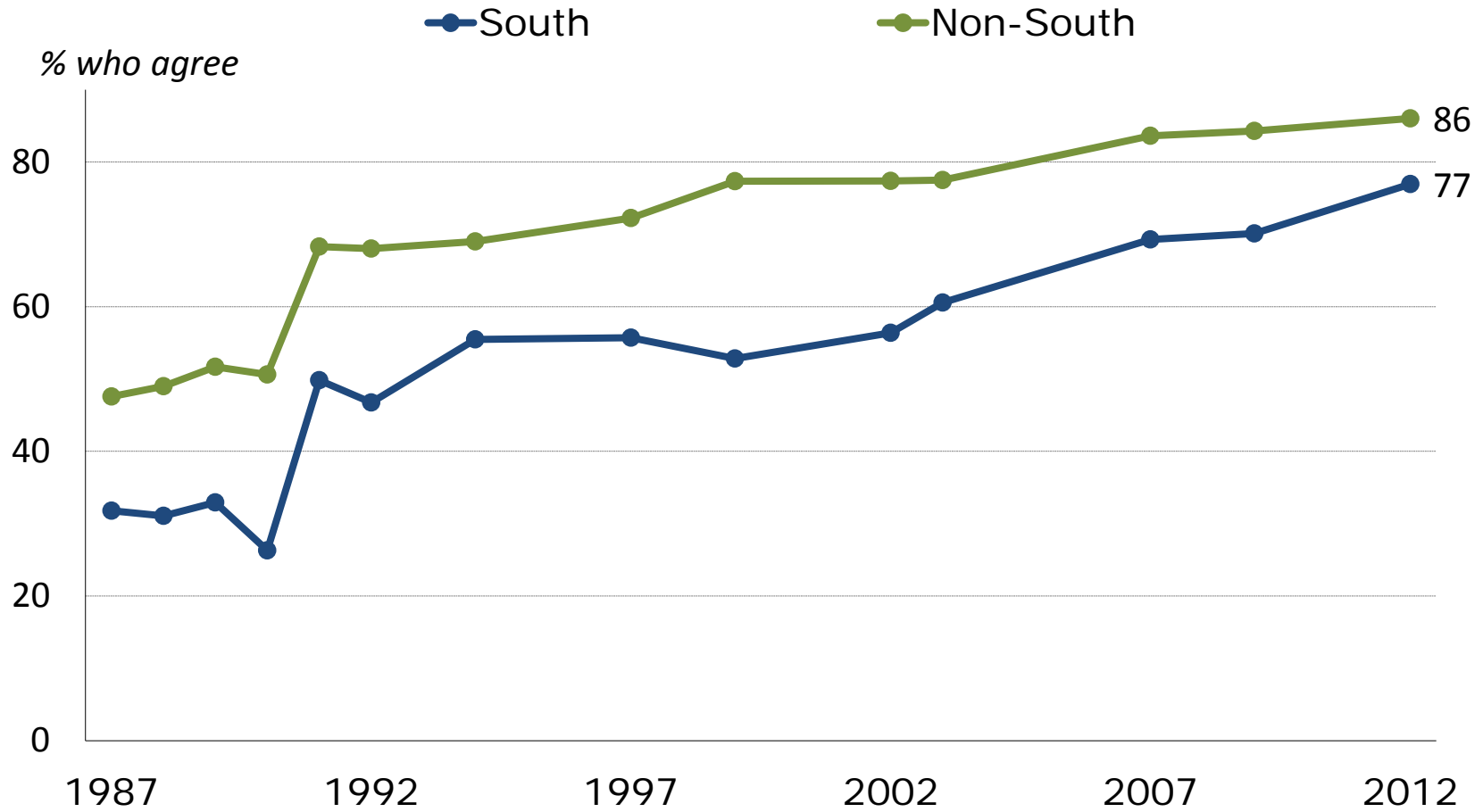
*(Among whites only)*





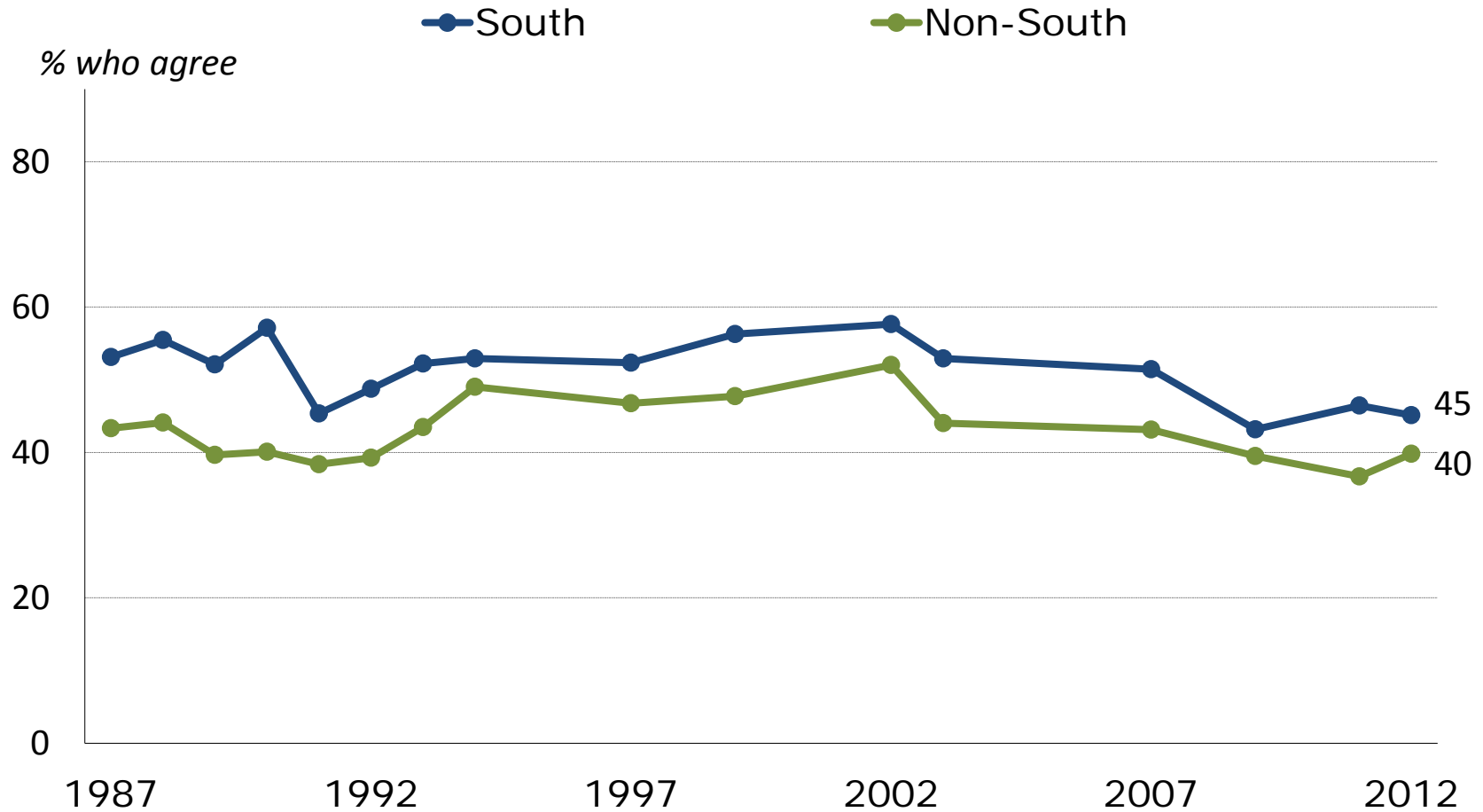
# I Think it's All Right for Blacks and Whites to Date Each Other

*(Among whites only)*



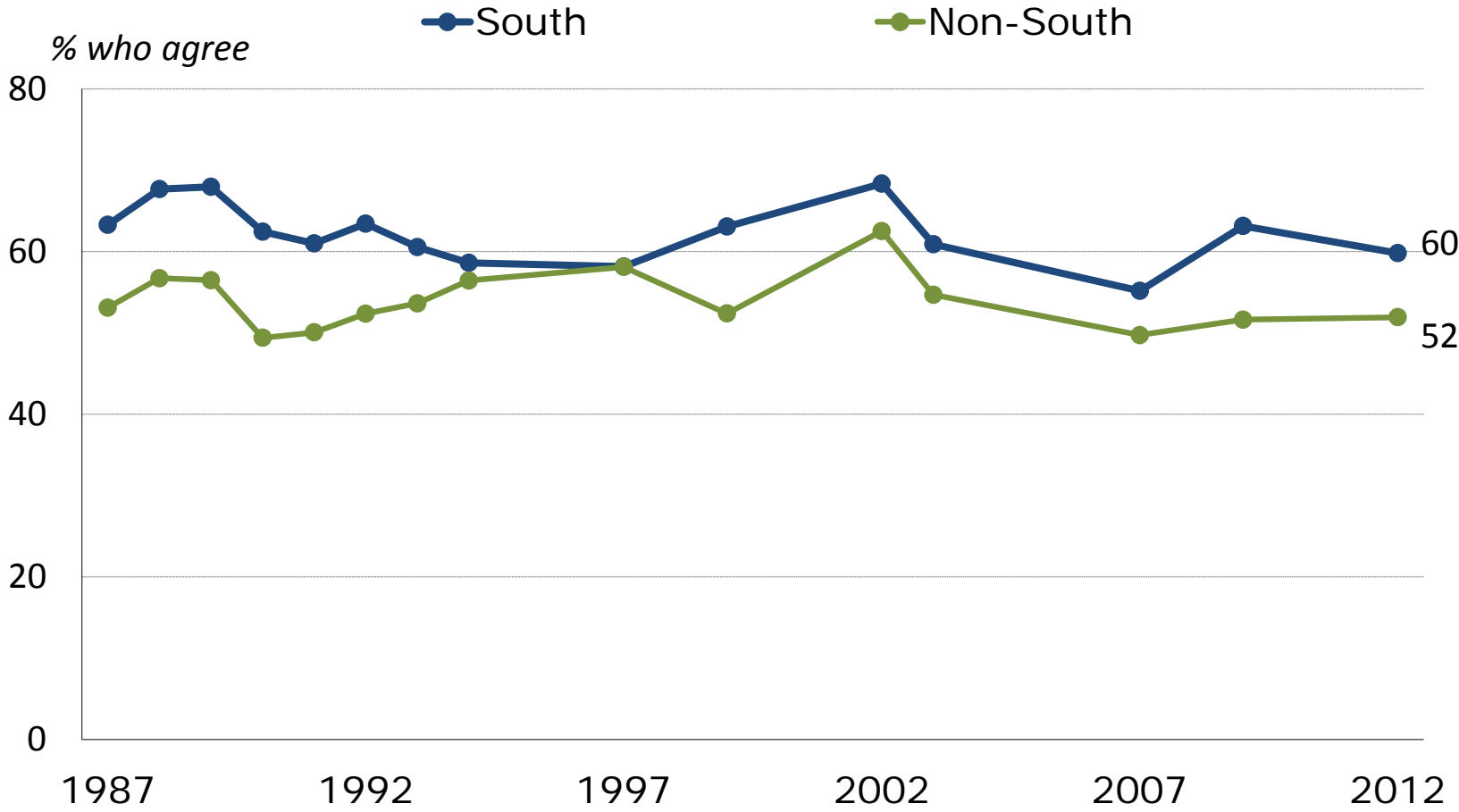
# We Have Gone Too Far in Pushing Equal Rights in This Country

*(Among whites only)*



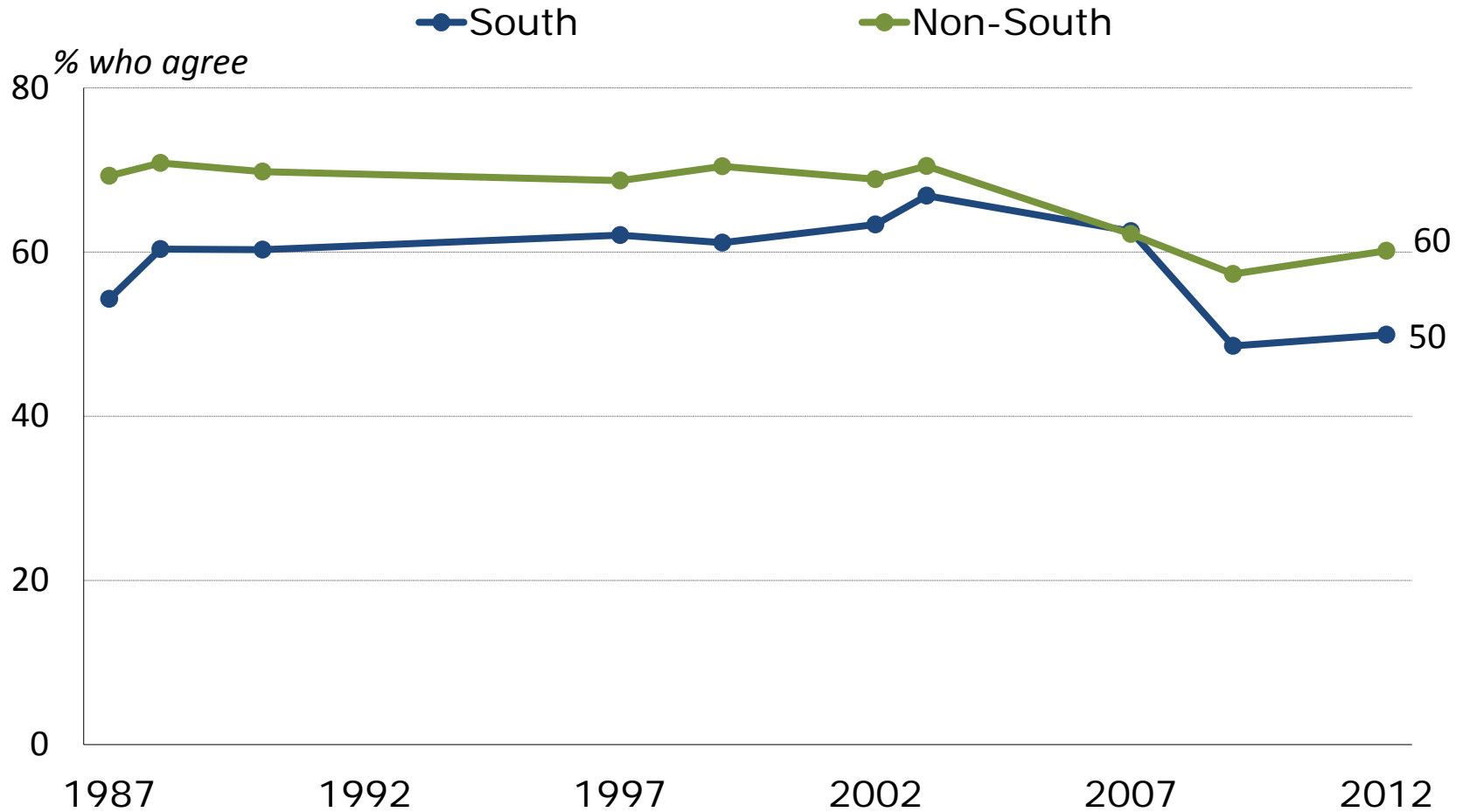
# Best Way to Ensure Peace is Through Military Strength

*(Among whites only)*



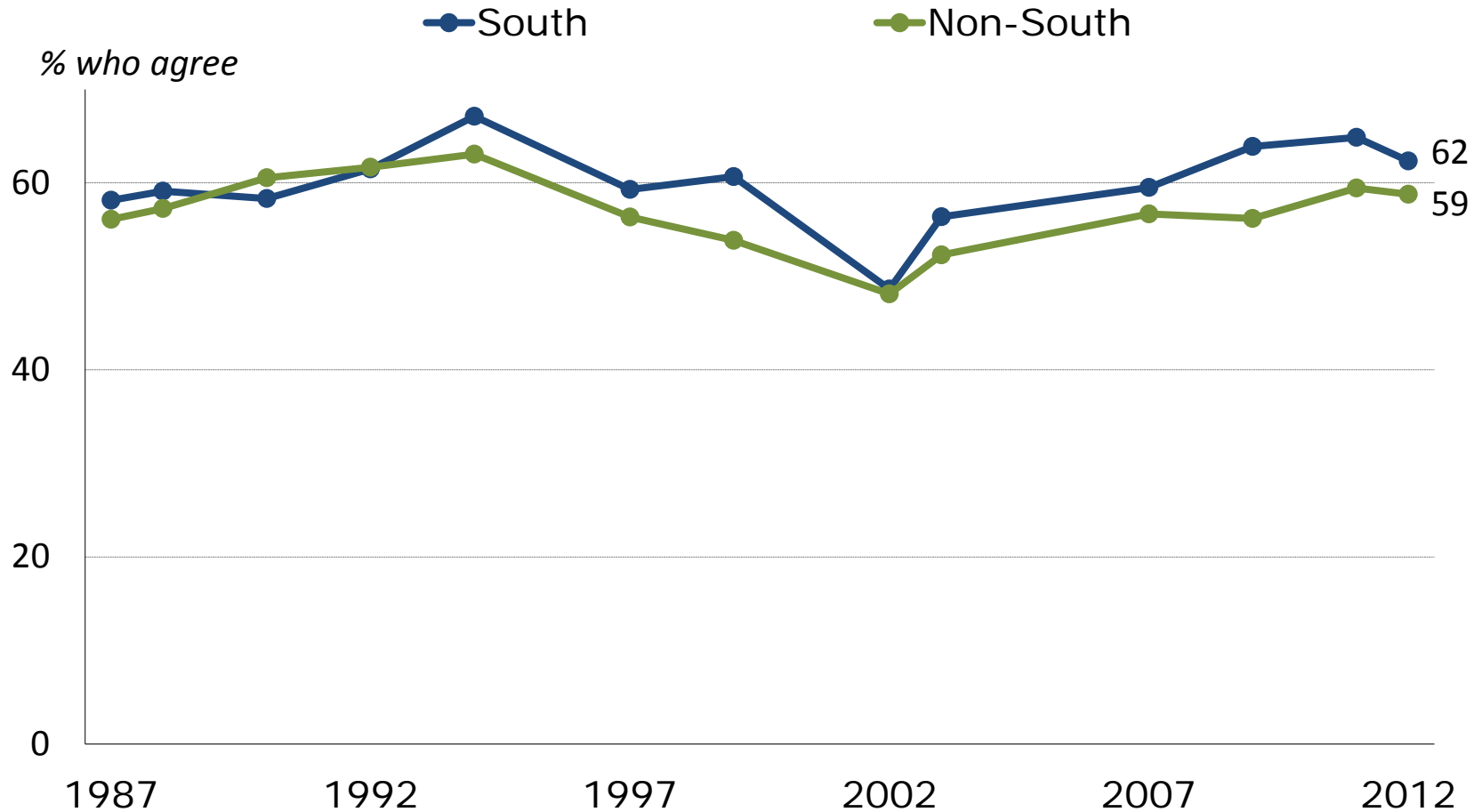
# Labor Unions Are Necessary to Protect the Working Person

*(Among whites only)*



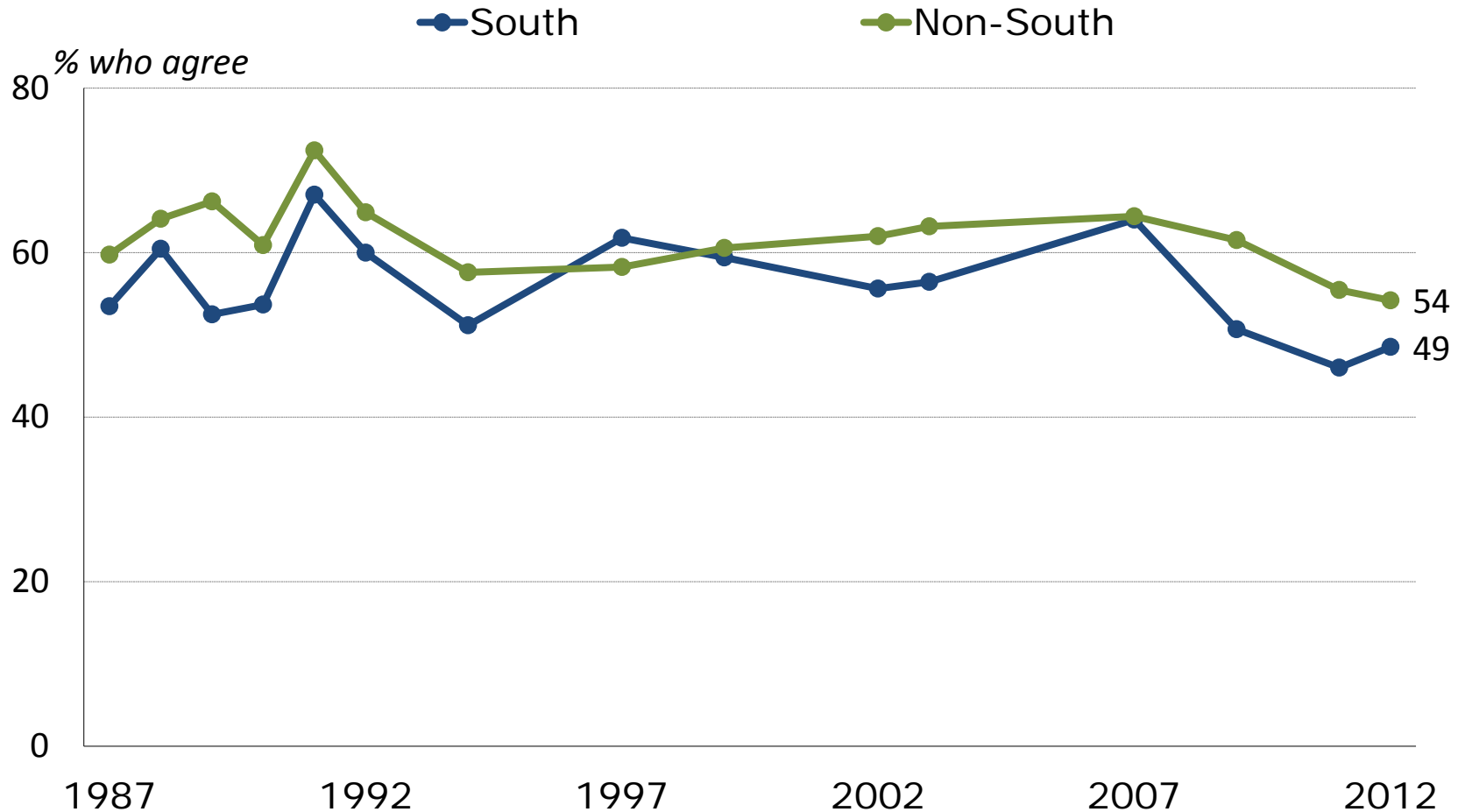
# Government Regulation of Business Usually Does More Harm Than Good

*(Among whites only)*



# Government Should Guarantee Every Citizen Enough to Eat and a Place to Sleep

*(Among whites only)*



PewResearchCenter

# The Political Distinctiveness of the American South

Scott Keeter

Director of Survey Research

**The South and Presidential Politics 2012: Red States and Purple States**  
September 2, 2012

[skeeter@pewresearch.org](mailto:skeeter@pewresearch.org)